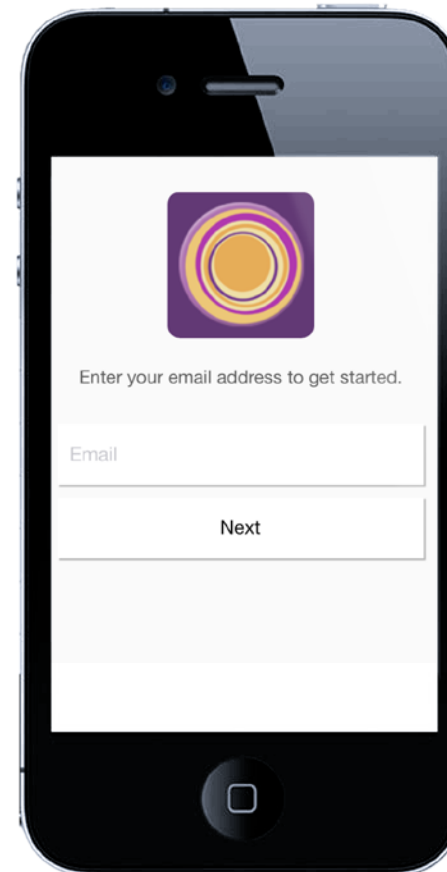


The Cloud 2015 App

– all event information in your hand



- ▶ Download ShowGizmo via the Apple or Google Play Stores and for all other devices please go to showgizmo.mobi from your web browser
- ▶ Tap 'The Cloud 2015' from the list
- ▶ Enter the email that you registered with and choose a name and password for your profile
 - ▶ Find the things, people, and information you are seeking
 - ▶ Connect and request meetings with other attendees
 - ▶ Find out what and where the buzz is via live alerts
 - ▶ Save carrying around 'stuff'!
 - ▶ Have your say — rate, vote, review, and provide feedback



More Info



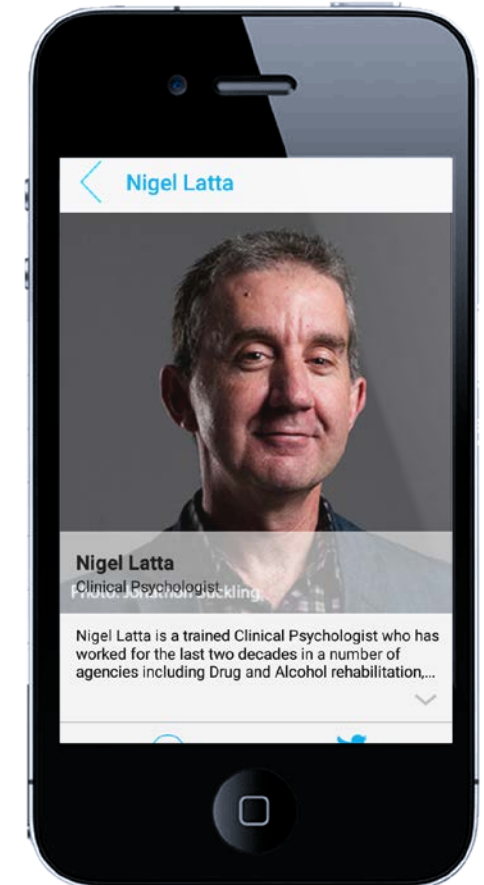
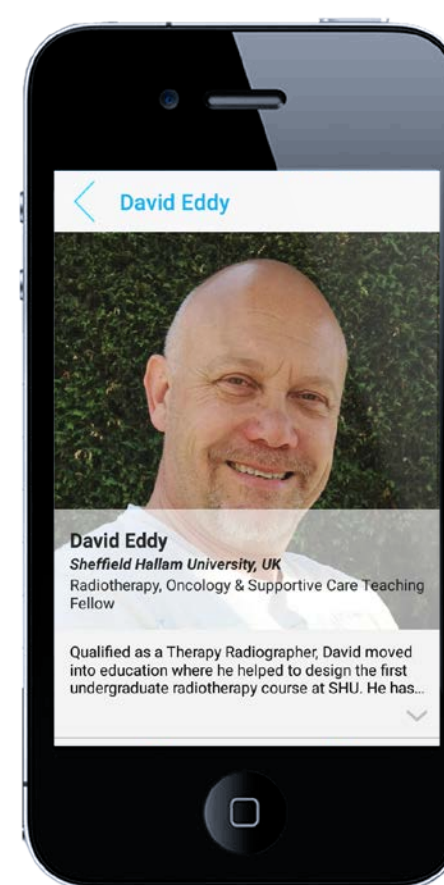
- ▶ Under 'More Info' you will find additional information about the event and quick links to the following resources:
 - ▶ Conference Partner
 - ▶ Abstract Supplement
 - ▶ ePosters
 - ▶ Social Events
 - ▶ Cloud Twitter and Facebook
 - ▶ Host Organisations



Your Profile



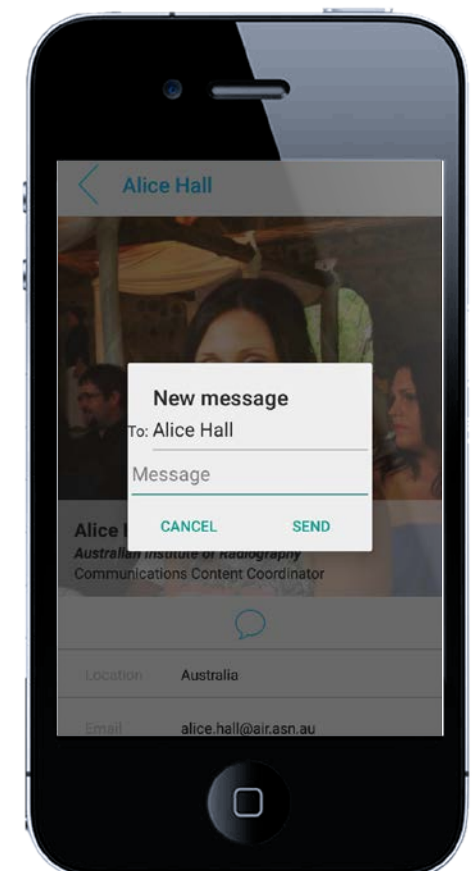
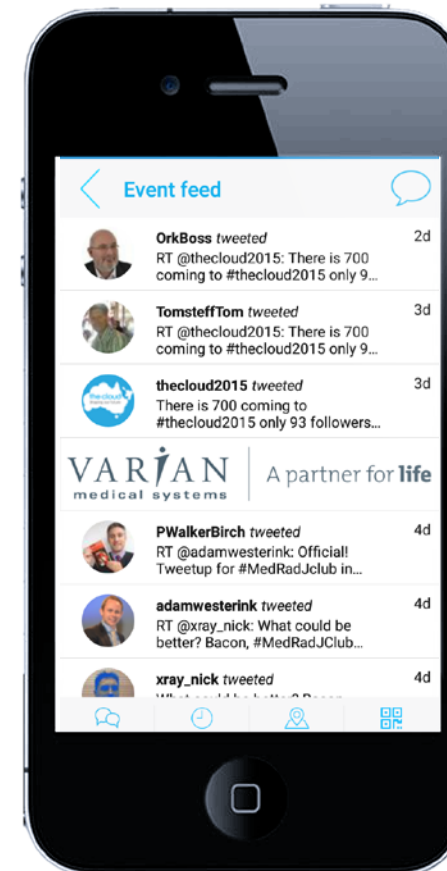
- ▶ Every user has their own individual profile so make sure to update yours with any information you want other delegates and event goers to see!
 - ▶ You can edit and customise your profile by clicking on the pencil in the top right hand corner when logged into the app and add information such as a quick bio or links to your social media pages
 - ▶ You can also edit your own privacy settings here
 - ▶ Your mobile and email address is hidden UNLESS you choose to make it public



Event Feed



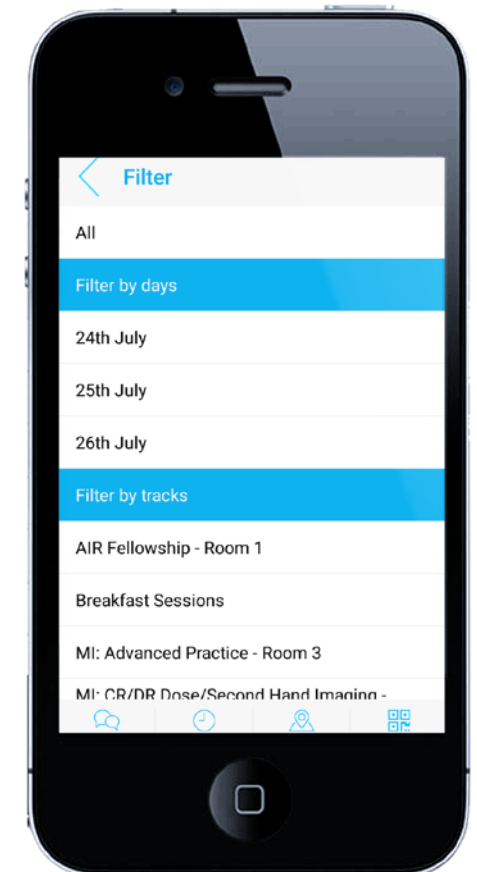
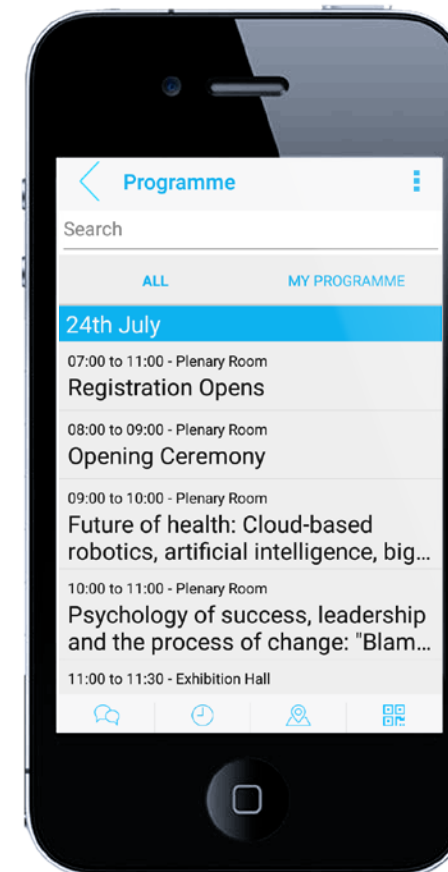
- ▶ On the Event Feed:
 - ▶ All Tweets with the event hashtag #thecloud2015 automatically appear here – so get tweeting!
 - ▶ You can send private messages to people by selecting your chosen recipient or going into their profile and clicking the bubble! All messages appear on your event feed and the recipient only
 - ▶ Anything you favourite will pop up here too



Programme



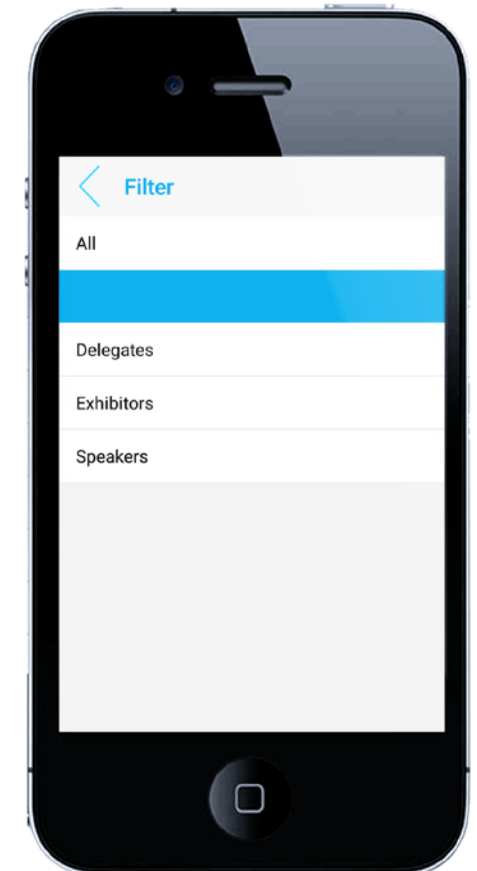
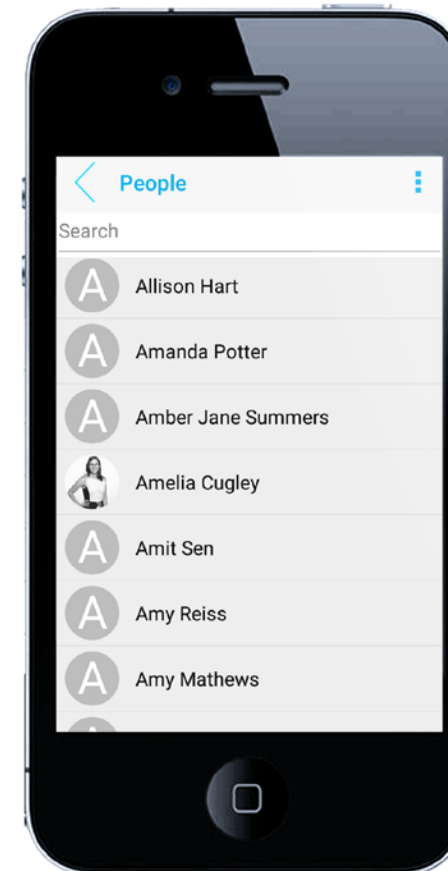
- ▶ The entire event programme is now in the palm of your hand! We will also send notifications with any changes or updates that you need to know about through the app
 - ▶ You can build your own personalised agenda by clicking the 'Attending' box in any sessions you want to go to. These will then be visible in 'My Programme'
 - ▶ By clicking on individual sessions you can see more information about them including speaker profiles, abstracts, associated links and the location!
 - ▶ You can evaluate the sessions you attend by clicking on 'Evaluate this session' for each individual session



People View



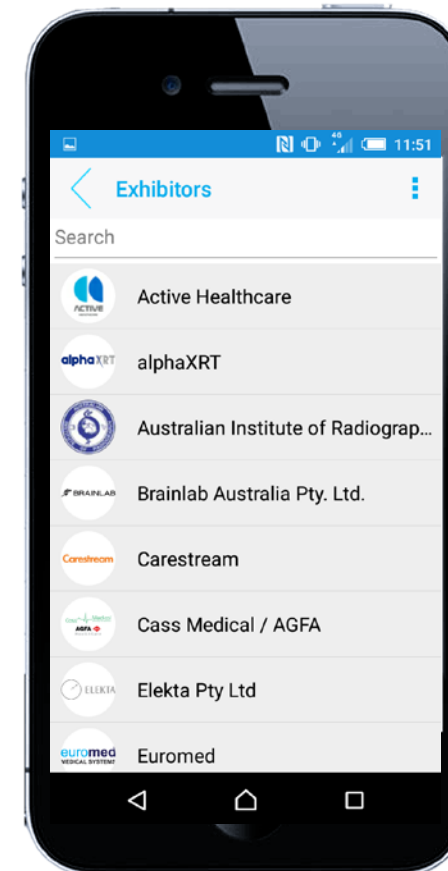
- ▶ In the People view you can see all other delegates who are attending as well as speakers and exhibitor staff members.
 - ▶ Click on someone's profile to see more information about them as well as private message them in the app or send them a 'Meeting Request' to their external email
 - ▶ To filter by each group click the three dots in the top right corner and choose the category you wish to view
 - ▶ Search for any names in the search bar at the top of the list



Sponsors and Exhibitors



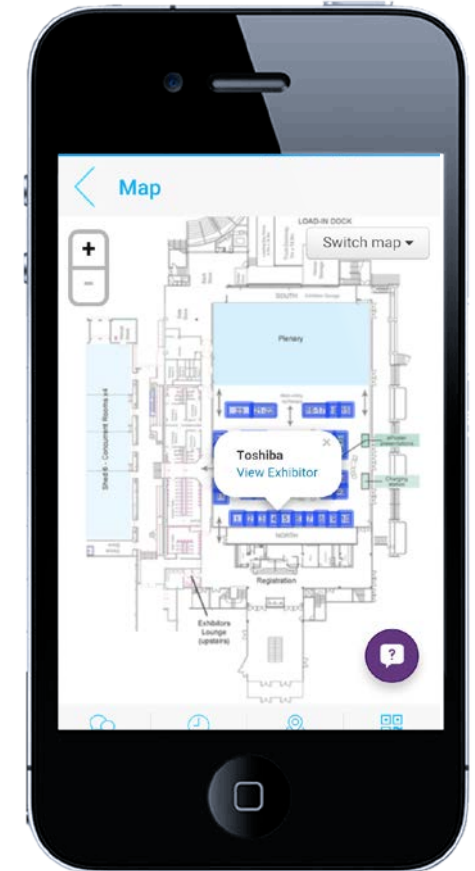
- ▶ In the Sponsors & Exhibitors view you can see all the companies who are sponsoring and/or exhibiting at the event
 - ▶ Click on a company profile to see more information about them as well as their primary contact and event staff members
 - ▶ To filter into categories click the three dots in the right hand corner and click which group you would like to view
 - ▶ Search for any names in the search bar at the top of the list



Floorplans



- ▶ Use the Maps/Floorplans to navigate your way around the event – click on the booth to see more information about a session or exhibitor/sponsor
- ▶ You can also click on 'location' on an exhibitor or session profile and this will take you to the map and show you where they are



Feedback



- ▶ Have your say — rate, review, and give us your feedback!
 - ▶ Give specific advice on each session you have attended
 - ▶ Rate sessions and Presenters on a scale of 1-5, anonymously.

